



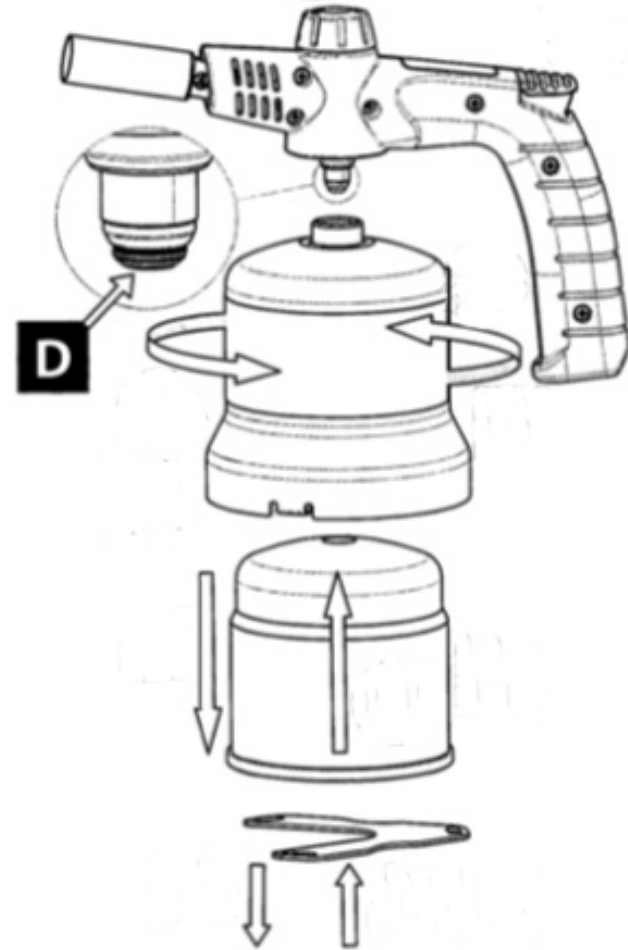
EXPRESS BLOWTORCH

Safety
Instructions

Safety Advice:

Gaskets:

- refer to point 'D' in the diagram;
- check the gaskets are present and in good condition;
- do not use the blowtorch without intact gaskets;
- do not use a tool with damaged gaskets;
- use the torch in a well ventilated area;
- do not use a damaged, leaking or malfunctioning torch.



Safety Advice:

Only use the torch when at least 40cm from surrounding partitions or materials.



A very versatile tool when used with care and spatial awareness



Do not use the torch near any flammable materials.

When changing the gas cartridge or storing the torch, keep well away from ignition sources, such as pilot lights, bare flames, electric stoves etc.

IN THE EVENT OF A LEAK YOU WILL SMELL GAS

Immediately place the torch outdoors; in a well ventilated area, with no ignition sources, where the leak can be found and stopped.

Once outdoors ensure the flame is turned off; to locate the leak, cover the areas with soapy water and look for bubbles.



Safety Advice:

Changing Gas Cartridges:

- To ensure the cartridge is empty, shake & listen for the sound of liquid;
- make sure the burner is off;
- follow the instructions that came with the blowtorch;
- do not use excessive force;
- store spare gas cartridges in a well ventilated but secure area.

FORCE:


- **do not try to force any of the moving parts; if problems occur contact your local supplier or call 0418 461 891 for assistance.**



CAUTION – ACCESSIBLE PARTS MAY BE HOT

The tool is not intended for use by untrained persons. Supervision is required until the user is confident; the torch is not intended for use by children, even when supervised.

☰ YouTube^{AU} Search




EXPRESS
depuis 1905

Express tutorials
Using the Express range of blowtorches
(Cat. No. 8XXX) for the first time

▶ ⏪ 🔊 0:04 / 1:07 CC ⚙️ 📺 📱 🗨️ 🗲

Using the Express range of blowtorches (Cat. No. 8XXX) for the first time

👍 1 🗨️ 0 ➔ SHARE ⋮ SAVE ...

 **Guilbert Express SAS** [SUBSCRIBE](#)

It's very easy to use this Express range of blowtorches made by Guilbert Express. Look and listen!

This document is focused on safety advice; the link below is for a YouTube clip demonstrating how to use your new Express Blowtorch.

YouTube Link:

https://youtu.be/W_2ESLablo0

**IN THE EVENT OF A
MALFUNCTION: TURN THE
TORCH OFF; TAKE IT TO A WELL
VENTILATED AREA;**

**DO NOT CONTINUE TO USE
THE TORCH; CONTACT
YOUR LOCAL SUPPLIER or
CALL 0418 461 891 FOR
ADVICE.**



**DO NOT ATTEMPT
TO MODIFY THIS
TOOL.**

THE WARRANTY SHALL NOT APPLY AND THE SUPPLIER MAY IN NO WAY BE HELD LIABLE IN THE EVENT OF NON-COMPLIANCE WITH THESE INSTRUCTIONS, PLUS THE DOCUMENTED INSTRUCTIONS INCLUDED WITH THE BLOW TORCH.